

# Patexia

September 2022

# IPR Intelligence Report

July 2017 / June 2022

A comprehensive report on the top 100  
best performing and most active  
IPR attorneys and law firms.

---

Prepared by  
**Patexia Data Science Team**



# Table of Contents

<b>Introduction</b>	<b>4</b>
What is New in our Sixth Report?	4
<b>What is in this Report?</b>	<b>6</b>
<b>Executive Summary</b>	<b>7</b>
<b>Section 01: IPR Statistics</b>	<b>8</b>
YoY Comparison of IPR Filings (Case, Patent, and Claim Levels)	9
Most Popular IPC Codes	11
By the Numbers: Judges, Law Firms, Petitioners, and Patent Owners	12
<b>Section 02: IPR Denial and Invalidation Analysis by Technology Area</b>	<b>13</b>
Case-Level Status as Reported by the USPTO	14
YoY Comparison of FWD Entered, Settlement and Denial Rates	16
Top 10 IPC Codes for Patents with Denial or Settlement Decision	17
Top 10 IPC Codes for Patents with Final Written Decisions	18
<b>Section 03: Performance of the PTAB Judges</b>	<b>20</b>
10 Most Active PTAB Judges	21
Top 10 Judges with the Highest Number of Invalidated Claims	22
Performance of PTAB Administrative Judges	23
<b>Section 04: Performance of the Petitioners and Patent Owners</b>	<b>29</b>
The Most Active Petitioners and Patent Owners	30
Top 100 Most Active Companies in IPR	30
Top 100 Best Performing Petitioners and Patent Owners	40

<b>Section 05: Performance of the Law Firms</b>	<b>50</b>
Most Active Law Firms in IPR	51
Top 100 Best Performing Law Firms in IPR	61
<b>Section 06: Performance of Attorneys</b>	<b>71</b>
Most Active Attorneys in IPR	72
Top 100 Most Active Attorneys	73
Top 100 Best Performing Attorneys	82
IPR Lateral Moves	92
<b>Section 07: Ranking Methodology</b>	<b>94</b>
General Considerations	95
Numbers for Performance and Success Rankings	95
Success Scores for Petitioners, Patent Owners, and Overall	95
Activity Scores for Petitioners, Patent Owners, and Overall	97
Performance Scores for Petitioners, Patent Owners, and Overall	97
Performance and Activity Rankings for Petitioners, Patent Owners and Overall	97
Performance of Judges	97
<b>Appendix</b>	<b>98</b>
Appendix A: Sources of Data	99
Appendix B: Patent Owners and Petitioners Stats	100
Appendix C: Law Firms Stats	101
Appendix D: Attorneys Stats	102
Appendix E: Judges	103
Appendix F: Lateral Moves	104
<b>Contact Us</b>	<b>105</b>
Our Products	106

# Introduction

This September marks the sixth year since the release of our first *IPR Intelligence Report* back in September 2017. The report has evolved since then as we have added new sections and improved our analysis methodology. This has all become possible because of the valuable feedback we have received from the IP community.

The IPR Intelligence Report was the first in our IP Insight series, and as the demand and interest

increased over time, we expanded our offerings. Now, we cover eight unique areas in IP every year, including *ITC Section 337*, *Hatch-Waxman Litigation*, *Patent Litigation*, *Trademark Litigation*, *Patent Prosecution*, *Trademark Prosecution*, *Federal Circuit Court of Appeal (CAFC)*, and *IPR*. In 2023, we plan to cover other new areas, and we are currently evaluating multiple topics, including *ex-parte re-exam*, *Copyright*, and *trade secret litigation*.

## What is New in our Sixth Report?

We have made a number of improvements to this year's report, and we are confident you will see the added value in these changes.

First, the ranking methodology has been updated. Under the new algorithm, we now give at least half a point to the petitioner if at least a single claim is invalidated in the final written decision. This was added as we understood that oftentimes the petitioner's goal is to invalidate a few claims that have been asserted against their products. But they usually add more claims to the mix. Therefore, they may achieve their goal by invalidating a smaller subset of claims listed in the petition.

Next, we have now added *Adverse Judgements* to our ranking calculations. This category of cases was so small that we had not considered them in our earlier versions of the report. But to make the report more accurate, we decided to add this to our new method. Under the updated rules, the petitioner will receive a full mark for adverse judgments.

Another improvement was the inclusion of all attorneys, law firms, and companies in our per-

formance rankings, regardless of their activities. In previous versions, there was a cut-off number for activity, and if attorneys did not meet that minimum requirement, they were not included in our performance calculations. This year, we have updated our methodology, and the performance score is calculated based on the weighted average of both success and activity. Therefore, if attorneys are not very active, they are penalized and may not appear at the top of the list. This inclusive self-selection process allows all participants to receive their performance scores.

Finally, we have significantly improved our data extraction and normalization using *Artificial Intelligence (AI)* and *natural language processing*. Our latest *PDF Cruncher* has read tens of thousands of documents and automatically extracts all active attorneys and law firms representing the petitioners and the patent owners. This has helped us discover new attorneys associated with some IPR matters that had not previously been detected. Besides this, we have also trained the tool to automatically read and comprehend the case's outcome, including invalid claims. Even with these technological improvements, we still have that

additional layer of humans on top to cover undetected cases and to verify those cases reported by attorneys directly. **Verification by attorneys showed that our data has much better quality than other commercially available tools that law firms often use to track litigation activity.**

We are also using AI and machine learning to identify experts who testified for petitioners or patent owners on all IPR matters. The experts are categorized by different technology areas and ranked based on the case's outcome. The data is then used internally by *Patexia's Expert Search Team* as well as our clients when they retain an expert for their IP matters.

We consider all the feedback we receive from the IP community to improve and make the reports more useful to everybody, including our law firm

and corporate partners. As a result, our analysis has become more complex and covers a broader range than in the past.

The extended Excel document covers up to the first 1,000 most active law firms, attorneys, and companies, as well as all lateral moves among the first 1,000 IPR attorneys. While being in the top 100 in a respected category is a significant accomplishment, as it puts the attorney in the top two percentile, the law firm in the top 10 percentile approximately, and the company in the top four percentile, knowledge about the remaining participants is quite important and useful as well.

We hope that our corporate and law firm clients find this new edition useful for their decision-making, counsel selection, and business development efforts.



A handwritten signature in black ink that reads "Pedram Sameni".

**Pedram Sameni**  
Founder and CEO  
September 2022

# What is in this Report?

The report content has been divided into the following sections:

- 1. IPR Statistics:** We provide an overview of IPR, including high-level statistics related to all parties, cases, patents, and claims.
- 2. Case Analysis:** We dive into case-level statistics and analyze *Settlement*, *Denial*, and *Invalidation* rates. We also examine IPC codes and their popularity in IPR.
- 3. PTAB Administrative Judges:** We examine the performance of 187 *PTAB Administrative Judges*, identifying the most active as well as the best performing from the viewpoint of *Patent Owners* or *Petitioners*.
- 4. Petitioners and Patent Owners:** We identify the most active and the best-performing *Petitioners* and *Patent Owners* over the last five years.
- 5. Law Firms:** We analyze the performance and activity of law firms, comparing and providing

rankings for the top firms representing *Petitioners* and *Patent Owners*.

- 6. Attorneys:** We review the performance and activity of attorneys representing *Petitioners* and *Patent Owners*, comparing and providing rankings for top attorneys on each side.
- 7. Ranking Methodology:** We explain our activity, success, and performance scores and how we have calculated them for patent owners, petitioners, and their representatives, as well as the PTAB judges.

As per our tradition for this and our other intelligence reports, and to have a meaningful comparison, as well as compensate for the time required for each case from filing to completion (e.g., 6 to 18 months), we covered a period of five years (i.e., July 1, 2017, through June 30, 2022). While the cut-off day for cases was June 30, 2022, we used the latest updates for the cases as of Aug. 25, 2022. Appendix A lists all sources of data used for this report.

**Disclaimer:** The data for this report was obtained from public sources, including USPTO, PTAB, and PACER, as well as self-reported by attorneys on the Patexia website. Patexia has gone to great lengths to provide valid and accurate analysis based on this data. However, Patexia does not guarantee 100% accuracy nor take any responsibility for possible losses caused by the use of information provided in this report.



HORIZER

OLIVEIRA, Brunaquino de, 1904-  
55-23/17

# Appendix

# Appendix A: Sources of Data



Data is the foundation and building block of any data-driven analysis. Therefore, collecting data from quality sources and taking extra care in maintaining the data integrity is something we at Patexia take into account very seriously. We have collected our raw data from many sources, including

- Patent Trial and Appeal Board (PTAB) Database
- Self-reported by attorneys named on the case
- United States Patent and Trademark (USPTO) Patent Database
- US Patent Classification Database
- Public Access to Court Electronic Records (PACER)

For this release, we limited the date range of our analysis to the last five years (July 1, 2017, through June 30, 2022).

While the possibility of errors such as typos in legal documents is inevitable, cleaning and organizing the attorney data is even more challenging as attorneys have similar names (or sometimes exactly the same names), change firms, may not update their information, and often use different variations of their names.

Our engineering team has implemented sophisticated machine learning and natural language processing techniques to find the correct matches for various occurrences of the same name. To further minimize the errors, we not only review suspicious matches manually but also host profile pages for more than 100,000 attorneys and agents who can directly review and add missing cases to our database. All the user-added data will again be verified by Patexia's internal data team for accuracy.





# Appendix B: Patent Owners and Petitioners Stats

See the attached Excel spreadsheet for the stats related to up to 1,000 most active patent owners and petitioners involved in one or more IPR cases filed during the period of our study. The spreadsheet covers the following information for each of the companies:

- |  |   |
|--|---|
| <b>1.</b> Company name with a link to the Patexia page | <b>16.</b> 2021 Petitioner Activity Rank      |
| <b>2.</b> All Cases (Patent Owner + Petitioner)        | <b>17.</b> Overall Performance Score          |
| <b>3.</b> Patent Owner Cases                           | <b>18.</b> Patent Owner Performance Score     |
| <b>4.</b> Petitioner Cases                             | <b>19.</b> Petitioner Performance Score       |
| <b>5.</b> Overall Performance Rank                     | <b>20.</b> Overall Success Score              |
| <b>6.</b> Overall Activity Rank                        | <b>21.</b> Patent Owner Success Score         |
| <b>7.</b> Patent Owner Performance Rank                | <b>22.</b> Petitioner Success Score           |
| <b>8.</b> Patent Owner Activity Rank                   | <b>23.</b> Overall Activity Score             |
| <b>9.</b> Petitioner Performance Rank                  | <b>24.</b> Patent Owner Activity Score        |
| <b>10.</b> Petitioner Activity Rank                    | <b>25.</b> Petitioner Activity Score          |
| <b>11.</b> 2021 Overall Performance Rank               | <b>26.</b> Overall Success Score (Clean)      |
| <b>12.</b> 2021 Overall Activity Rank                  | <b>27.</b> Patent Owner Success Score (Clean) |
| <b>13.</b> 2021 Patent Owner Performance Rank          | <b>28.</b> Petitioner Success Score (Clean)   |
| <b>14.</b> 2021 Patent Owner Activity Rank             | <b>29.</b> Top Three Law Firms                |
| <b>15.</b> 2021 Petitioner Performance Rank            |   |




# Appendix C: Law Firms Stats



See the attached Excel spreadsheet for the stats related to all 905 law firms involved in one or more IPR cases filed during the period of our study. The spreadsheet covers the following information for each of the law firms:

1. Law firm name with a link to the Patexia page
2. All Cases (Patent Owner + Petitioner)
3. Patent Owner Cases
4. Petitioner Cases
5. Overall Performance Rank
6. Overall Activity Rank
7. Patent Owner Performance Rank
8. Patent Owner Activity Rank
9. Petitioner Performance Rank
10. Petitioner Activity Rank
11. 2021 Overall Performance Rank
12. 2021 Overall Activity Rank
13. 2021 Patent Owner Performance Rank
14. 2021 Patent Owner Activity Rank
15. 2021 Petitioner Performance Rank
16. 2021 Petitioner Activity Rank
17. Overall Performance Score
18. Patent Owner Performance Score
19. Petitioner Performance Score
20. Overall Success Score
21. Patent Owner Success Score
22. Petitioner Success Score
23. Overall Activity Score
24. Patent Owner Activity Score
25. Petitioner Activity Score
26. Overall Success Score (Clean)
27. Patent Owner Success Score (Clean)
28. Petitioner Success Score (Clean)
29. Top Three Clients





# Appendix D: Attorneys Stats

See the attached Excel spreadsheet for the stats related to the top 1,000 most active attorneys involved in one or more IPR cases filed during the period of our study. The spreadsheet covers the following information for each of the law firms:

1. Attorney name with a link to the Patexia page
2. Attorney's title (Partner, Associate, ...)
3. Law firm name with a link to the Patexia page
4. All Cases (Patent Owner + Petitioner)
5. Patent Owner Cases
6. Petitioner Cases
7. Overall Performance Rank
8. Overall Activity Rank
9. Patent Owner Performance Rank
10. Patent Owner Activity Rank
11. Petitioner Performance Rank
12. Petitioner Activity Rank
13. 2021 Overall Performance Rank
14. 2021 Overall Activity Rank
15. 2021 Patent Owner Performance Rank
16. 2021 Patent Owner Activity Rank
17. 2021 Petitioner Performance Rank
18. 2021 Petitioner Activity Rank
19. Overall Performance Score
20. Patent Owner Performance Score
21. Petitioner Performance Score
22. Overall Success Score
23. Patent Owner Success Score
24. Petitioner Success Score
25. Overall Activity Score
26. Patent Owner Activity Score
27. Petitioner Activity Score
28. Overall Success Score (Clean)
29. Patent Owner Success Score (Clean)
30. Petitioner Success Score (Clean)
31. Top Three Clients





# Appendix E: Judges



See the attached Excel spreadsheet for the stats related to all 187 main judges who authored the final written decision. The spreadsheet covers the following information for each of the judges:

- 1. Main Judge (Author)
- 2. All Cases
- 3. Unique patents
- 4. Judge Score (In Favor of Petitioner)
- 5. Claims Challenged
- 6. Claims Instituted
- 7. Claims Invalidated





# Appendix F: Lateral Moves

See the attached Excel spreadsheet to find the current firms for 100 IPR attorneys who switched firms over the last 12 months. The spreadsheet covers the following information for each of the attorneys:

1. IPR Attorney
2. Title
3. Current Firm
4. Old Firm
5. Overall Activity Rank
6. IPR Cases




# Contact Us




Founded in 2010 to bring efficiency and transparency to intellectual property by leveraging the power of data, technology, and experts, Patexia is the largest network for IP professionals with over 100,000 IP attorney profiles.

We offer IP services under four distinct arms: Patexia Expert, Patexia Crowd Search (crowd-sourcing), Patexia Insights, and Patexia Recruiting. Contact us today to learn more.

 (310) 909-7611

 [info@patexia.com](mailto:info@patexia.com)



**Disclaimer:** The data for this report was obtained from public sources, including USPTO, PTAB, and PACER, as well as self-reported by attorneys on Patexia’s website. Patexia has gone to great lengths to provide valid and accurate analysis based on this data. However, Patexia does not guarantee 100 % accuracy, nor take any responsibility for possible losses caused by the use of information provided in this report.


### The fine print

This report is being furnished pursuant to, and is subject to, the Terms of Service of Patexia, Inc. (“Patexia”) found at [https://www.patexia.com/terms\\_of\\_service.html](https://www.patexia.com/terms_of_service.html), as the same may be modified from time to time (the “Terms of Service”) and the terms set forth below.

The report and the information, text, statistics, data, material, and graphics (the “Content”) in the accompanying package (Excel Files) are protected by copyright. You may not remove the copyright notice from the report. You are free to share the report within the organization that purchased this report. You may not otherwise modify, copy, reproduce, publish, post, transmit, share or distribute the report or any aspect of the Content without the prior written permission of Patexia; provided, however, that if your organization is ranked in the report, you may accurately publish and share with third parties the fact of the numerical ranking of your organization in the report. All sales of reports are final. You may not return a report for a refund once you have paid for the report.

**Thank you for your purchase of the 2022 IPR Insights Report.** It is your support that enables us to spend the time, money, and precious thousands of hours needed to compile an annual

report of this magnitude. We at Patexia sincerely hope this report brings value to your organization, and we welcome any thoughts or feedback you may have.



## Our Products



### Insights

Use data-driven rankings to choose your next IP counsel. Leverage IP analytics for business development and competitive intelligence. Join the growing list of law firms and corporate clients who trust our research and reporting ([learn more](#)).



### IP Jobs

Discover the right lateral opportunity and make your next move by getting help from our professional recruiters with unparalleled access to insights about various practice groups, their growth or decline, active cases, and clients all over the country and globally. Can't find the right expert? Give us a call ([learn more](#)).



### Expert Witness

Hire your next expert witness from Patexia's network of experts. Our team leverages its massive litigation data and cases' outcome to identify the top experts out of more than 20,000 with a prior history of testifying in the related field ([learn more](#)).



### Crowd Search

Take advantage of our global network to crowd search the validity of patents and perform your IP due diligence. Enjoy robust [crowdsourced prior art](#) and evidence of use searches using our content platform.



For questions or inquiries related to any of our offerings, please contact us at [info@patexia.com](mailto:info@patexia.com) or (310) 909-7611 or visit us at [www.patexia.com](http://www.patexia.com)