




September 2025

PTAB 2025.

Intelligence Report



July 2020 — June 2025

A comprehensive report on the **Best Performing** and **Most Active** PTAB Attorneys and Law Firms.



Table of Contents.

Introduction	5
Scope and Methodology	5
Who Can Use This Report and How	6
Report Contents	6
Executive Summary	8
Section 01: PTAB Statistics	10
YoY Comparison of PTAB Filings at Proceeding Level	11
PGR and IPR Filings at Patent and Claim Levels	13
Most Popular IPC Codes	15
Case-Level Status as Reported by the USPTO	17
YoY Comparison of FWD Entered, Settlement, and Denial Rates	20
Top 10 IPC Codes for Patents with Denial Decision	22
Top 10 IPC Codes for Patents with Settlement Decision	23
Top 10 IPC Codes for Patents with Final Written Decisions	25
Analyzing Patent Strength with Claim-Level Insights in Final Written Decisions	27
By the Numbers: Judges, Law Firms, Petitioners, and Patent Owners	28

Section 02: Performance of the PTAB Judges	30
Top 10 Most Active PTAB Judges	31
Top 10 Judges with the Highest Number of Invalidated Claims	32
Performance of PTAB Administrative Judges	33
Section 03: Performance of the Petitioners and Patent Owners	42
Most Active Companies in PTAB	43
Top 100 Best Performing Petitioners and Patent Owners	54
Section 04: Performance of the Law Firms	64
Most Active Law Firms in PTAB	65
Top 100 Best Performing Law Firms in PTAB	75
Section 05: Performance of Attorneys	85
Most Active Attorneys in PTAB	86
Top 100 Best Performing Attorneys	97
IPR Lateral Moves	107
Section 06: Ranking Methodology	110
General Considerations	111
Numbers for Performance and Success Rankings	112
Success Scores for Petitioners, Patent Owners, and Overall	112

Normalization Using Machine Learning	114
Activity Scores for Petitioners, Patent Owners, and Overall	114
Performance Scores for Petitioners, Patent Owners, and Overall	115
Performance of Judges	115
Appendix	116
Appendix A: Sources of Data	117
Appendix B: Patent Owners and Petitioners Stats	118
Appendix C: Law Firms Stats	119
Appendix D: Attorneys Stats	120
Appendix E: Judges	121
Appendix F: Lateral Moves	122
Appendix G: Best Performing and Most Active Badges	123
Contact Us	124
Our Solutions	125

Introduction.

The Patent Trial and Appeal Board (PTAB) has become a central forum for assessing patent validity in the United States, playing a key role in intellectual property enforcement. Since its creation under the America Invents Act (AIA) in 2011, PTAB proceedings, including Inter Partes Reviews (IPRs) and Post-Grant Reviews (PGRs), have emerged as a streamlined, cost-efficient alternative to traditional litigation in federal courts. These proceedings allow third parties to challenge patent claims with the guidance of administrative patent judges who possess specialized technical and legal expertise.

Over the past decade, PTAB has evolved into far more than a procedural venue; it has become a strategic battleground for technology companies, life sciences innovators, and other IP-intensive industries. Beyond simply challenging or defending patents, participants leverage PTAB proceedings to strengthen licensing negotiations, shape patent portfolios, and manage litigation risk, particularly in connection with co-pending district court disputes. The decisions ren-

dered by PTAB judges often extend well beyond the case at hand, influencing business strategies, competitive positioning, and the valuation of intellectual property assets.

At the same time, PTAB outcomes are rarely black-and-white. Some proceedings conclude with settlements, others with partial claim invalidations, and many culminate in final written decisions that shape precedent and practice. Each case reflects the complex interplay between patent owners, petitioners, their legal representatives, and the administrative judges presiding over the dispute. Given this complexity, tracking who files, who defends, and who succeeds at the PTAB is no longer just of academic interest; it has become an essential exercise for companies, law firms, and attorneys seeking to understand their competitive landscape and benchmark their performance. The purpose of this report is to cut through that complexity by analyzing five years of PTAB activity, providing both high-level trends and thorough rankings of the stakeholders shaping this critical forum.

Scope and Methodology

This year's PTAB Intelligence Report covers all proceedings filed during the five-year period from July 1, 2020, through June 30, 2025. By analyzing patterns in filings, outcomes, participant activity, and performance, this report provides a comprehensive lens through which to understand the evolving PTAB landscape. Our methodology integrates both quantitative and qualitative dimensions of case activity. We begin by compiling comprehensive, case-level data from the PTAB, cross-referencing it with

additional sources, and then assessing each case outcome at a thorough level, giving particular weight to claim-level data. This enables a more precise measurement of success for petitioners, patent owners, and their representatives.

Building on this data foundation, we compute three core metrics:

- **Activity Score** – measuring the scale and recency of each stakeholder's involvement.

- **Success Score** – evaluating outcomes based on the degree of favorable results achieved in scorable proceedings.
- **Performance Score** – a weighted integration of activity and success, designed to balance caseload volume with outcome quality.

Finally, we apply ranking algorithms to companies, law firms, and attorneys, while filter-

ing out participants with insufficient data or pending, non-scoreable cases. This ensures that our rankings are both meaningful and actionable, reflecting not only raw activity but also effectiveness. For a detailed explanation of our methodology, including ranking criteria, performance factors, and normalization techniques, refer to Section 6 of this report or visit our [online methodology guide](#).

Who Can Use This Report and How

The insights provided in this report are designed to serve a wide range of stakeholders in the intellectual property ecosystem:

- **In-house counsel** can leverage the rankings to identify and evaluate outside counsel, benchmark litigation strategies, and anticipate how PTAB activity may influence broader patent enforcement efforts.
- **Law firms and attorneys** can benchmark their standing relative to peers, highlight strengths in marketing to prospective clients, and pinpoint areas for strategic improvement. In addition, the lateral moves data included in this edition provides firms with valuable intelligence for recruiting top talent and offers attorneys insight into potential new opportunities in the market.
- **Corporations and investors** can use PTAB trends to assess risks, guide portfolio management decisions, and anticipate potential challenges in industries with active patent disputes.
- **Academics, policymakers, and analysts** may use the data to study systemic trends, measure the Board's effectiveness, or understand PTAB's broader impact on innovation and competition.

By combining rigorous analytics with practical insights, this report is designed to be more than a retrospective; it is a decision-making tool that helps stakeholders steer through an increasingly complex and competitive IP environment.

Report Contents

This report is presented in two complementary formats designed to balance depth and usability. The first is the PDF document you are currently reading, which provides detailed analysis, charts, and narrative context. The second is a comprehensive Excel file that allows readers to explore the rankings in greater detail. The Excel file includes full rankings and scores of the top 1,000

most active entities, as well as extended appendices:

- **Appendix B** – Patent Owners and Petitioners Statistics
- **Appendix C** – Law Firms Statistics
- **Appendix D** – Attorneys Statistics
- **Appendix E** – Judges
- **Appendix F** – Lateral Moves

Within the PDF, the contents are organized into six sections, each offering a different perspective on PTAB activity and performance:

- **Section 1 – PTAB Statistics:** An overview of filing trends at the proceeding, patent, and claim levels, including year-over-year comparisons, the most frequent IPC codes, and outcome distributions such as denials, settlements, and Final Written Decisions.
- **Section 2 – Activity and Performance of the PTAB Judges:** A ranking of the most active judges and those with the highest number of invalidated claims, alongside broader evaluations of PTAB Administrative Patent Judges and their influence on case outcomes.
- **Section 3 – Activity and Performance of the Petitioners and Patent Owners:** Highlights the most active companies at the PTAB and presents the top 100 most active and best performing petitioners and patent owners, offering insight into strategic approaches and success rates across both sides of disputes.
- **Section 4 – Activity and Performance of the Law Firms:** Focuses on law firms representing petitioners and patent owners, ranking them by both activity and performance, including the top 100 best performing law firms in PTAB practice.
- **Section 5 – Activity and Performance of Attorneys:** Examines individual attorney activity and performance, featuring the top 100 most active and best performing attorneys as well as a dedicated analysis of lateral moves, shedding light on talent mobility and its impact on the PTAB landscape.
- **Section 6 – Ranking Methodology:** Explains the scoring models used to evaluate activity, success, and performance, including adjustments made to account for case outcomes, claim-level results, and external variables. This section ensures transparency and reproducibility of the rankings presented.

Together, the PDF and Excel provide both a strategic overview and a thorough reference tool, enabling readers to benchmark performance, identify trends, and make informed decisions with confidence.



Pedram Sameni

Pedram Sameni
Founder and CEO

Disclaimer: The data for this report was obtained from public sources, including USPTO, PTAB, and PACER, as well as self-reported by attorneys on the Patexia website. Patexia has gone to great lengths to provide valid and accurate analysis based on this data. However, Patexia does not guarantee 100% accuracy nor take any responsibility for possible losses caused by the use of information provided in this report.

Executive Summary.

Since the inception of PTAB proceedings in September 2012 through the end of the second quarter of 2025, a total of 17,445 Inter Partes Review (IPR) petitions have been filed, alongside 602 Covered Business Method (CBM), 503 Post-Grant Review (PGR), and 32 Derivation (DER) petitions. This substantial volume of PTAB filings over the past decade underscores the PTAB's key role in the patent landscape in the United States.

Over the five-year reporting period (July 1, 2020 – June 30, 2025), the PTAB recorded 6,573 IPR petitions, challenging 4,862 unique patents. In parallel, 267 PGR proceedings were filed, involving 244 unique patents. Together, these cases represent a substantial volume of contested intellectual property, encompassing 82,196 individual claims in IPRs and 4,929 claims in PGRs. When compared against the prior five-year period (July 1, 2019 – June 30, 2024), filing trends show a mixed picture. IPR activity went upward by 1%, reflecting continued reliance on this mechanism as the preferred tool for challenging patent validity. PGR filings, by contrast, declined by 3.2%, with 282 cases recorded in the earlier period. While modest in volume relative to IPRs, PGRs remain strategically important, particularly for newer patents and in industries where early challenges can influence litigation strategy and market dynamics. Over the past five years, yearly IPR filings peaked at 1,443 in 2020, marking the high point of activity during the study period. In the years that followed, filing levels fluctuated, with a notable downturn in 2023, when the number of petitions fell to 1,157 cases, the lowest in the period. PGR proceedings reflected a similar pattern of variability, with annual filings oscillating

between 34 and 83 cases. These year-to-year shifts illustrate the sensitivity of PTAB activity to broader factors, such as shifts in litigation strategies, market conditions, and changes in judicial or regulatory guidance that may influence when and how companies choose to challenge patents.

Overall, of the 5,415 completed IPR proceedings during the study period, outcomes were fairly balanced across the main categories. About 33.0% ended in settlement, often reflecting negotiated resolutions between parties before a final ruling. Another 32.1% advanced to a Final Written Decision, while 30.7% were denied institution. By contrast, in the 212 completed PGR cases, the distribution of outcomes was more heavily weighted toward denial: 46.2% were denied institution, compared to 28.3% that resulted in a Final Written Decision and 18.9% that were settled. The remaining cases concluded through adverse judgment or the petitioner's withdrawal. These figures highlight both the relatively smaller scale of PGR activity and the distinct procedural dynamics that often make institutions more difficult compared to IPR proceedings.

We conducted a detailed comparison of outcomes, including decisions entered, settlements, and denial rates, over the past five years. The denial rate declined steadily, falling from a peak of 38% in 2019 to 29% in 2023, signaling a greater proportion of petitions advancing past the institution stage. At the same time, the settlement rate trended upward, rising from 27% in 2019 to a high of 38% in 2023, reflecting parties' growing reliance on negotiated resolutions. The share of cases reaching a Final Written Deci-

sion (FWD) fluctuated, ranging from 34% to a peak of 42% in 2021, suggesting variability in how disputes were ultimately adjudicated. PGR proceedings followed similar patterns of fluctuation in settlement, denial, and FWD rates, though the swings were more pronounced given the smaller overall volume of cases compared to IPR proceedings.

Over the past five years, a total of 2,568 companies participated in IPR and PGR proceedings, comprising 1,229 petitioners and 1,531 patent owners. Notably, the top 10 petitioners accounted for approximately 28.3% of all cases, underscoring a concentration of activity among a relatively small group of highly engaged companies. Samsung emerged as the most active company overall, participating in 623 proceedings, including 614 as a petitioner, solidifying its position as the leading petitioner as well. On the patent owner side, Intellectual Ventures Management, LLC led with 67 proceedings. In terms of performance, ACQIS LLC, Inc. was recognized as the best-performing patent owner, achieving a performance score of 94.21%, while Snap Inc. earned the distinction of best-performing petitioner with a score of 91.88%. ACQIS LLC, Inc. also topped the overall performance rankings, securing a score of 91.55%, highlighting its consistent success across multiple proceedings.

A total of 850 law firms represented either patent owners or petitioners in the PTAB proceedings filed in the past five years. Among these, 442 firms acted on behalf of petitioners, while 703 firms represented patent owners, with several firms actively engaged on both sides. Fish & Richardson emerged as the most active firm overall,

handling 698 cases for petitioners and 172 for patent owners, establishing it also as the leading petitioner firm. On the patent owner side, Russ August & Kabat led with 327 proceedings. In terms of performance, Ropes & Gray LLP achieved the top score among patent owner firms with 96.21%, while Baker Botts LLP secured the highest performance among petitioner firms at 97.88%. Across all firms, Bunsow De Mory ranked first in overall performance with a score of 96.54%, reflecting a combination of high activity and consistent success across PTAB cases.

During the study period, a total of 5,650 attorneys represented parties in PTAB proceedings, with 3,452 attorneys advocating for petitioners and 3,833 representing patent owners. Karl Renner of Fish & Richardson leads overall, participating in 493 PTAB proceedings, including 431 as a petitioner representative, making him the most active petitioner attorney. On the patent owner side, Reza Mirzaie of Russ August & Kabat tops the activity rankings with 226 proceedings. Regarding performance, Eagle H. Robinson from Norton Rose Fulbright is recognized as the best-performing attorney overall, achieving a score of 93.40%. Among patent owners, Nathan Lowenstein of Lowenstein & Weatherwax leads with 95.15%, while Eliot D. Williams of Baker Botts LLP is the top-performing petitioner attorney at 93.63%. In addition, 61 attorneys made lateral moves over the past twelve months since the release of our previous PTAB Intelligence Report 2024, highlighting the dynamic nature of the PTAB legal landscape. Consistent with prior years, we will recognize law firm partners with badges honoring the most active and best-performing PTAB attorneys for 2025.



Appendix.

Appendix A:

Sources of Data.

Data forms the bedrock of any data-driven analysis. Therefore, sourcing information from reputable outlets and maintaining data integrity are core principles we rigorously adhere to at Patexia. Our raw data has been carefully collected from a variety of sources, including:


- Patent Trial and Appeal Board (PTAB) Database
- United States Patent and Trademark (USPTO) Patent Database
- Public Access to Court Electronic Records (PACER)
- Self-reported by attorneys named on the case
- US Patent Classification Database

For this release, we limited the date range of our analysis to the last five years (July 1, 2020, through June 30, 2025).

While errors such as typos are common in legal documents, the task of cleaning and organizing attorney data presents even greater challenges. Attorneys often have similar or identical names, frequently switch firms, fail to update their information, and use various name variations.

To address these challenges, our engineering team leverages advanced machine learning and natural language processing techniques, allowing us to accurately identify matches across multiple instances of the same name. To further minimize errors, we use the following approach:

- Manual review: Suspicious matches are carefully examined to ensure only accurate connections are retained.
- Attorney engagement: Over 100,000 attorneys and agents have profile pages where they can review their records and contribute missing cases. All user-submitted data is subsequently verified by Patexia's internal data team, ensuring the highest level of accuracy.



Appendix B: Patent Owners and Petitioners Stats.

See the attached Excel spreadsheet for the stats related to up to the 1,000 most active patent owners and petitioners involved in one or more PTAB proceedings filed during the period of our study. The spreadsheet covers the following information for each of the companies:

- 1 Company name with a link to the Patexia page
- 2 All Cases (Patent Owner + Petitioner)
- 3 Patent Owner Cases
- 4 Petitioner Cases
- 5 Overall Performance Rank
- 6 Overall Activity Rank
- 7 Patent Owner Performance Rank
- 8 Patent Owner Activity Rank
- 9 Petitioner Performance Rank
- 10 Petitioner Activity Rank
- 11 Overall Activity Score
- 12 Patent Owner Activity Score
- 13 Petitioner Activity Score
- 14 Overall Performance Score
- 15 Patent Owner Performance Score
- 16 Petitioner Performance Score
- 17 2024 Overall Performance Rank
- 18 2024 Overall Activity Rank
- 19 2024 Patent Owner Performance Rank
- 20 2024 Patent Owner Activity Rank
- 21 2024 Petitioner Performance Rank
- 22 2024 Petitioner Activity Rank
- 23 Top Three Law Firms

.
.
.
.

Appendix C: Law Firms Stats.

See the attached Excel spreadsheet for the stats related to all law firms involved in one or more PTAB cases filed during the period of our study. The spreadsheet covers the following information for each of the law firms:

- 1 Law firm name with a link to the Patexia page
- 2 All Cases (Patent Owner + Petitioner)
- 3 Patent Owner Cases
- 4 Petitioner Cases
- 5 Overall Performance Rank
- 6 Overall Activity Rank
- 7 Patent Owner Performance Rank
- 8 Patent Owner Activity Rank
- 9 Petitioner Performance Rank
- 10 Petitioner Activity Rank
- 11 Overall Activity Score
- 12 Patent Owner Activity Score
- 13 Petitioner Activity Score
- 14 Overall Performance Score
- 15 Patent Owner Performance Score
- 16 Petitioner Performance Score
- 17 2024 Overall Performance Rank
- 18 2024 Overall Activity Rank
- 19 2024 Patent Owner Performance Rank
- 20 2024 Patent Owner Activity Rank
- 21 2024 Petitioner Performance Rank
- 22 2024 Petitioner Activity Rank
- 23 Top Three Law Clients

.
.
.
.

Appendix D: Attorneys Stats.

See the attached Excel spreadsheet for the stats related to the top 1,000 most active attorneys involved in one or more PTAB cases filed during the period of our study. The spreadsheet covers the following information for each of the law firms:

- 1 Attorney name with a link to the Patexia page
- 2 Attorney’s title (Partner, Associate, ...)
- 3 Law firm name with a link to the Patexia page
- 4 All Cases (Patent Owner + Petitioner)
- 5 Patent Owner Cases
- 6 Petitioner Cases
- 7 Overall Performance Rank
- 8 Overall Activity Rank
- 9 Patent Owner Performance Rank
- 10 Patent Owner Activity Rank
- 11 Petitioner Performance Rank
- 12 Petitioner Activity Rank
- 13 Overall Activity Score
- 14 Patent Owner Activity Score
- 15 Petitioner Activity Score
- 16 Overall Performance Score
- 17 Patent Owner Performance Score
- 18 Petitioner Performance Score
- 19 2024 Overall Performance Rank
- 20 2024 Overall Activity Rank
- 21 2024 Patent Owner Performance Rank
- 22 2024 Patent Owner Activity Rank
- 23 2024 Petitioner Performance Rank
- 24 2024 Petitioner Activity Rank
- 25 Top Three Clients

Appendix E: Judges.

See the attached Excel spreadsheet for the stats related to all main judges who authored the final written decision. The spreadsheet covers the following information for each of the judges:

- 1 Main Judge (Author)
- 2 All Cases
- 3 Unique patents
- 4 Judge Score (In Favor of Petitioner)
- 5 Claims Challenged
- 6 Claims Instituted
- 7 Claims Invalidated

.
.
.
.

Appendix F: Lateral Moves.


See the attached Excel spreadsheet to find the current firms for all top PTAB attorneys who switched firms over the last 12 months. The spreadsheet covers the following information for each of the attorneys:

- 1 PTAB Attorney
- 2 Title
- 3 Current Firm
- 4 Old Firm
- 5 Overall Activity Rank
- 6 PTAB Proceedings

.
.
.
.


Appendix G: Best Performing and Most Active Badges.

As part of our annual tradition, Patexia designs two categories of badges for Best Performing and Most Active Law Firms and Attorneys (Patent Owner, Petitioner, and Overall). These badges are awarded to firms and attorneys ranked in the top 250 who choose to purchase the report. [Concierge Members](#), however, automatically receive the badges if they are ranked among the top 250.



📞 (310) 909-7611 ✉ info@patexia.com

Contact Us.



Established in 2010 with the goal of improving efficiency and transparency in the realm of intellectual property through the use of data, technology, and expert resources, Patexia is the leading network for IP professionals, boasting over 100,000 IP attorney profiles. The company offers a range of IP services through four distinct divisions: Patexia Connect (recruiting), Patexia Studies (Crowdsourced and traditional IP due diligence), Patexia Expert Witness, and Patexia Insights (IP reports and data). For further information, please contact us today.

Disclaimer: The data for this report was obtained from public sources, including USPTO, PTAB, and PACER, as well as self-reported by attorneys on Patexia’s website. Patexia has gone to great lengths to provide valid and accurate analysis based on this data. However, Patexia does not guarantee 100 percent accuracy, nor take any responsibility for possible losses caused by the use of information provided in this report.

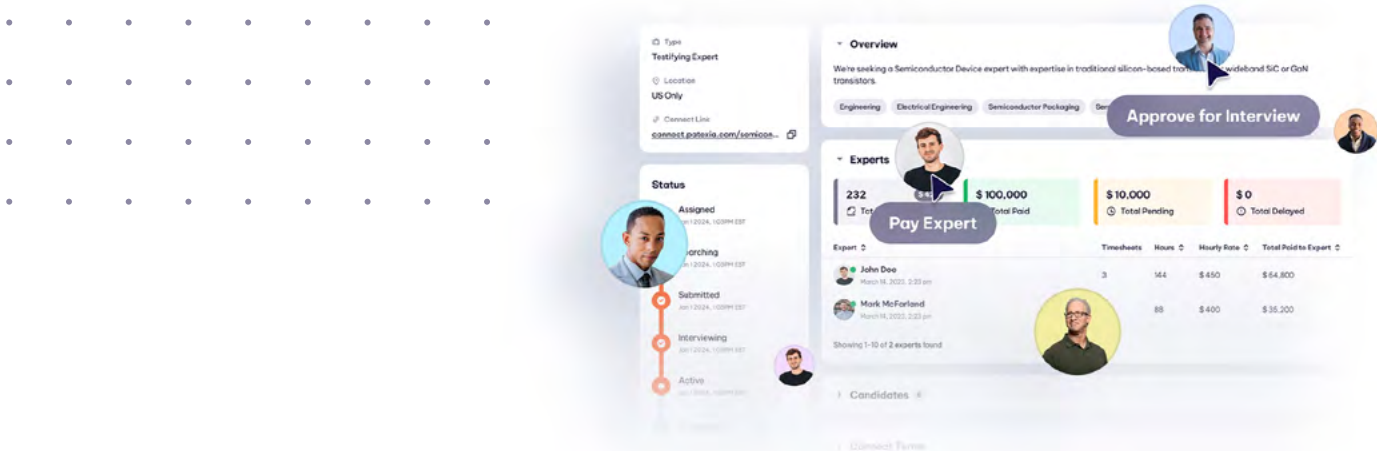
The fine print

This report is being furnished pursuant to, and is subject to, the Terms of Service of Patexia, Inc. (“Patexia”) found at https://www.patexia.com/terms_of_service.html, as the same may be modified from time to time (the “Terms of Service”) and the terms set forth below.

The report and the information, text, statistics, data, material, and graphics (the “Content”) in the accompanying package (Excel Files) are protected by copyright. You may not remove the copyright notice from the report. You are free to share the report within the organization that purchased this report. You may not otherwise modify, copy, reproduce, publish, post, transmit, share or distribute the report or any aspect of the Content without the prior written permission of Patexia; provided, however, that if your organization is ranked in the report, you may accurately publish and share with third parties the fact of the numerical ranking of your organization in the report. All sales of reports are final. You may not return a report for a refund once you have paid for the report.

Thank you for your purchase of the 2025 PTAB Intelligence Report. It is your support that enables us to spend the time, money, and precious thousands of hours needed to compile an annual report of this magnitude. We at Patexia sincerely hope this report brings value to your organization, and we welcome any thoughts or feedback you may have.

Our Solutions.



Patexia Connect

Access World-leading Expertise in every Field

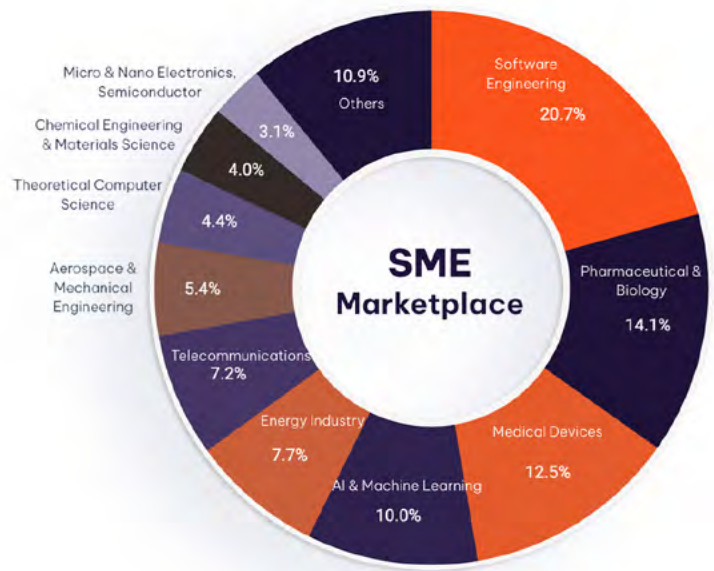
With advanced, data-driven technology, Patexia connects law firms with over 7 million experts across diverse fields, including Nobel Prize winners and tech founders. Our system and database are built on over 10 million patents and 100,000 lawsuits, including ITC Section 337, PTAB, and district court cases.

AI-Powered Niche Matches

Our AI technology ensures precise matching of project needs with the most relevant SME expertise. Additionally, our comprehensive database offers advanced AI capabilities for reverse-looking experts.

Easy Management & Billing

Our platform offers efficient workflows, intuitive time tracking, and streamlined invoicing, so you can focus on perfecting your case strategy. Plus, with our pay-as-you-go model, you only pay per hour once you've found and hired the expert you need. ([Learn more](#)).



“**What really stood out to me was how responsive the Patexia team was and how quickly they found candidates with the right credentials. The expert we worked with was key in helping us secure a favorable settlement by providing a crucial declaration for a patent challenge. The team's professionalism and understanding of legal dynamics, especially in handling billing, have made Patexia a trusted partner for expert witness sourcing.**”

Douglas R. Nemeck,
Head of Skadden's Intellectual Property Litigation Group.



Intelligence Reports

Valuable Insights, Smarter Intellectual Property Decisions

Use our data-driven rankings to make informed and intelligent decisions when choosing your next IP counsel. Leverage IP analytics for business development and competitive intelligence. Join the growing number of law firms and corporate clients who trust our comprehensive research and reporting. ([Learn more](#)).

Concierge Program

Tailored Intelligence and Custom Reports for Your IP Needs

With a Patexia Concierge membership, you can create your own intelligence bundle, access advanced competitor, company, and case analytics, preview upcoming reports, and request custom studies for your most challenging IP problems. ([Learn more](#)).

Lateral Opportunities

Bridging the Gap between Talent and Opportunity in IP Law

Our experienced legal recruiters utilize sophisticated IP data analytics to assist law firms and attorneys identify the ideal lateral opportunities. We align your growth plans, geographical preferences, and areas of expertise with the best available options.

Targeting Exceptional, Hard-to-Find Talent with a Multifaceted Approach

We assess attorney's expertise and skills by examining their case history, not public profiles. Conflicts are identified from case details, and the book of business is estimated using our empirically honed models.

Access a Network of Highly Skilled IP Attorneys

- • Don't let the challenge of finding the right IP talent hold you back. Discover Patexia's expert recruiting services and take the first step toward building a top-notch team. ([Learn more](#)).
- •
- •

For questions or inquiries related to any of our offerings, please contact us at info@patexia.com or (310) 909-7611 or visit us at www.patexia.com