



February 2025

ITC Section 337 2025.

Intelligence Report

January 2019 — December 2024

A comprehensive report on the **Best Performing** and **Most Active** ITC Section 337 Attorneys and Law Firms.

Table of Contents.

Introduction	4
What's in the 2025 ITC Intelligence Report?	4
What's in the Pipeline for 2025?	5
Executive Summary	7
Section 01: ITC Statistics	9
Year-over-Year Comparison of ITC Filings (Case and Patent Levels)	10
ITC Section 337 Filings by Unfair Act	11
Status of ITC Section 337 Investigations	12
Outcomes of Terminated ITC Section 337 Violation Investigations	13
Terminated Investigations that Subsequently Appealed	15
Investigation Duration from Filing to Termination	16
Non-Practicing Entity Involvement in Section 337 Investigations	20
Most Popular IPC Codes	21
By the Numbers: Judges, Complainants and Respondents, Law Firms, and Attorneys	22
Section 02: Complainants and Respondents	23
The Most Active Complainants and Respondents	24
Best Performing Companies in ITC	37
Section 03: ITC Law Firms	47
Most Active Law Firms in ITC	48
Best Performing Law Firms in ITC	60

Section 04: ITC Attorneys	70
Top 100 Most Active ITC Attorneys	71
Best Performing ITC Attorneys	84
Lateral Moves	97
Section 05: ITC Administrative Law Judges	104
Section 06: Ranking Methodology	107
General Considerations	108
Activity Score	108
Success Score	108
Normalization Using Machine Learning Models	110
Performance Score	110
Complainants and Respondents	111
Attorneys and Firms	111
Judges	112
Appendix	113
Appendix A: Sources of Data	114
Appendix B: List of All ITC Section 337 Investigations	115
Appendix C: Statistics for Complainants and Respondents	116
Appendix D: Statistics for Law Firms	117
Appendix E: Statistics for ITC Attorneys	118
Appendix F: Lateral Moves	119
Appendix G: Best Performing and Most Active Badges	120
Contact Us	121
Our Solutions	122

Introduction.

This ITC Intelligence Report is designed to equip legal professionals, corporate strategists, policymakers, and researchers with key insights into International Trade Commission (ITC) litigation trends.

- For legal teams, it provides benchmarks to evaluate firm and attorney performance, identify top talent, or refine litigation strategies.
- Corporate leaders can leverage the findings to assess infringement risks, anticipate supply chain disruptions, or prioritize patent portfolio investments.
- Policymakers gain a clearer understanding of how Section 337 trends intersect with broader trade and innovation agendas, while researchers access a robust dataset to analyze enforcement patterns and sectoral shifts.

By correlating activity metrics (e.g., case filings, lateral hires) with outcomes (e.g., exclusion orders, settlements), stakeholders can make informed, data-driven decisions.

The U.S. International Trade Commission (ITC) plays a key role in resolving intellectual property disputes through Section 337 investigations, which target unfair trade practices in imported goods. These cases allow rights holders to block infringing products faster than federal courts using exclusion orders enforced by U.S. Customs and Border Protection. A notable example is the 2023 Apple Watch case, where the ITC ruled in favor of Masimo Corporation, temporarily banning certain Apple Watch models from import. This case highlights the ITC's power to disrupt supply chains and force corporate action, even for major tech companies.

With global supply chains becoming more complex and innovation cycles accelerating, ITC litigation is more important than ever. In the past year alone, investigations surged 40%—the highest annual growth since 2019—leading top law firms to expand their ITC practices to meet rising demand.

What's in the 2025 ITC Intelligence Report?

This report, ITC Section 337 Investigation Intelligence 2025, provides a comprehensive analysis of 406 investigations filed between January 1, 2019, and December 31, 2024. Leveraging data from ITC filings, EDIS documents, and Patexia's proprietary Litigation Analyzer platform, we decode patterns in case volumes, patent assertions, non-practicing entity (NPE) activity, and entities' performance. By benchmarking 4,375

attorneys, 357 law firms, and 1,855 companies—we identify the most active and best performing players in this niche but influential arena.

This report provides a data-driven analysis of ITC Section 337 investigations, offering insights into key trends, rankings, and performance metrics across various stakeholders. The sections include:

- 1 **ITC Statistics** – A comprehensive overview of ITC investigations, presenting high-level statistics on filings, investigation types, unfair acts, case statuses, outcomes, time from filing to termination, NPE activity, the most litigated technologies, and more, covering the period from January 1, 2019, through December 31, 2024.
- 2 **Complainants and Respondents** – Rankings of the most active and best-performing complainants and respondents throughout the study period.
- 3 **Law Firms** – An analysis of law firm activity and performance, highlighting top firms representing complainants and respondents.
- 4 **Attorneys** – A review of attorneys' performance and activity, including rankings of the top attorneys on both sides of ITC disputes. This section also examines significant lateral moves over the past year and tracks law firm growth and shrinking in ITC representation.
- 5 **Administrative Law Judges (ALJs)** – An assessment of ALJ activity and perfor-

mance, evaluating their rulings and outcomes across all investigations.

- 6 **Ranking Methodology** – A detailed explanation of the performance model, outlining how success scores and rankings were calculated for complainants, respondents, their legal representatives, and ALJs.

This report also includes a supplementary Excel file listing all entities ranked (companies, law firms, attorneys) with full rankings across roles (complainant, respondent, and overall), activity and performance metrics (ranks, scores), and historical comparisons to their 2024 rankings. Users can filter, sort, and benchmark entities by activity score, and success rate, enabling granular analysis for strategy development, competitive intelligence, or talent recruitment. The file also highlights 65 lateral moves observed in 2024, detailing attorneys' transitions between firms, their prior and current affiliations, and associated ITC case and overall activity rankings.

What's in the Pipeline for 2025?

As our Intelligence Reports enter their ninth year of publication, they have gained widespread recognition among corporations and law firms. A Google search for "Patexia rankings" returns thousands of pages from law firms leveraging our reports and data-driven rankings for marketing and business development across various intellectual property (IP) domains.

In addition to this report, Patexia plans to publish the following in 2025:

- [Patent Litigation](#) (Released on January 30, 2025)
- [Patent Prosecution](#) (scheduled for release on March 27, 2025)
- [Trademark Prosecution](#) (scheduled for release on April 24, 2025)
- [ANDA Litigation](#) (scheduled for release on August 28, 2025)
- [PTAB Litigation](#) (scheduled for release on September 11, 2025)
- [CAFC \(Court of Appeal for the Federal Circuit\)](#) (scheduled for release on October 30, 2025)

As part of our ongoing efforts to enhance accessibility, we are currently developing a monthly individual subscription option for our platform, allowing users to access tailored content through customizable modules. This will provide greater flexibility for professionals seeking targeted insights based on their specific needs.

We extend our gratitude to the attorneys and the IP community for their invaluable contributions, as they generously shared their time and insights to clarify performance

measurement doubts. Their thoughtful responses have enriched our understanding and enhanced the quality of our reports.

With the release of our sixth annual ITC report, we are excited about the opportunities it presents for corporate partners to make informed decisions regarding their ITC counsel. Likewise, we believe our law firm partners can leverage this report as a strategic resource for business development, marketing initiatives, and recruitment strategies.



Pedram Sameni

Pedram Sameni
Founder and CEO

Executive Summary.

Between Jan. 1, 2019, and Dec. 31, 2024, the U.S. International Trade Commission (ITC) initiated 406 investigations under Section 337. Of these, 306 involved alleged violations, while the remaining cases addressed other issues such as enforcement or modification proceedings. As of Feb. 1, 2025, 327 investigations had been terminated, including 243 violation cases. The remaining cases were distributed as follows: 47 before administrative law judges (ALJs), 16 before the commission, seven withdrawn, six not instituted, and three in pre-institution.

The ITC currently has six ALJs following the appointment of Judge Doris Johnson Hines in February 2023. Over the six-year study period, ITC Section 337 investigations involved 1,855 companies, 4,375 attorneys, and 357 law firms. Activity Scores and rankings were calculated based on all 306 violation investigations, while Performance Scores were derived from the 243 terminated cases. As in previous years, the 2025 ITC badges for Most Active and Best Performing will be awarded to participating firms and attorneys.

Yearly ITC investigation activity fluctuated between 50 and 79 cases. The number of cases grew by 14.52% in 2020, 4.23% in 2021, and 6.76% in 2022, before dropping 36.71% in 2023. In 2024, activity rebounded, with a 40% increase, reaching 70 new investigations.

The ITC continues to play a key role in enforcing intellectual property rights, particularly in the technology sector. The most

litigated technologies during the study period included semiconductors, telecommunications, medical devices, and consumer electronics. The 2023 Apple Watch investigation highlighted the ITC's authority to enforce exclusion orders through U.S. Customs and Border Protection, demonstrating its impact on global supply chains. After ruling that Apple infringed Masimo Corporation's patents, the ITC issued a limited exclusion order, leading to a temporary U.S. import ban on certain Apple Watch models. Despite Apple's efforts to overturn the decision, including requesting a stay and seeking presidential intervention, the ban remained in effect. This case underscores the ITC's ability to swiftly enforce intellectual property rights, compelling even major corporations to adjust their product offerings and supply chain strategies.

As ITC Section 337 investigations gain prominence, law firms continue to expand their ITC practices. Since the last report in February 2024, 65 of the top 1,000 most active ITC attorneys have moved to new firms, with several new firms entering the space. This trend, along with the increased availability of litigation funding, underscores the growing role of the ITC as a strategic venue alongside district court litigation.

During the study period, Lenovo was the most active company in ITC Section 337 investigations, involved in 24 cases. Samsung Electronics and Motorola Solutions Inc. followed closely. Lenovo also ranked as the most active respondent, with 23 investigations, trailed by Motorola Solutions Inc.

and Samsung Electronics in second and third place, respectively. On the complainant side, Ericsson led with eight investigations, followed by Optimum Communications Services Inc. and Hitachi Ltd. Lenovo was also the top-performing company overall, achieving a performance score of 97.63%. Samsung Electronics and Motorola Solutions Inc. followed with scores of 95.92% and 95.75%, respectively. Among respondents, Lenovo again led with a performance score of 95.14%, followed by Motorola Solutions Inc. at 94.51% and Alphabet Inc. at 94.25%. Club-Conex LLC ranked as the best-performing complainant with a score of 93.77%, while Canon Inc. and LG Electronics placed second and third with scores of 91.18% and 90.13%, respectively.

Fish & Richardson was the most active law firm overall, participating in 51 investigations. It also ranked as the most active firm representing complainants. From January 2019 through December 2024, the firm was involved in approximately 11% of all ITC investigations filed. Quinn Emanuel Urquhart & Sullivan and Kirkland & Ellis ranked as the second and third most active firms overall. On the complainant side, Quinn Emanuel Urquhart & Sullivan was followed by Alston & Bird and Kirkland & Ellis, while among respondent firms, Fish & Richardson led, followed by DLA Piper and Kirkland & Ellis. In terms of performance, Alston & Bird was the top-performing ITC firm overall, earning a performance score of 98.57%. Morgan, Lewis & Bockius and Foster, Murphy, Altman & Nickel PC followed with scores of 95.14% and

93.68%, respectively. Among respondent firms, Morgan, Lewis & Bockius ranked first, followed by Alston & Bird and Perkins Coie, with performance scores of 96.66%, 93.64%, and 91.53%, respectively. On the complainant side, Alston & Bird led with a performance score of 97.63%, followed by Foster, Murphy, Altman & Nickel PC at 96.54% and Goma Law PLLC at 95.32%.

Alex Lasher of Quinn Emanuel Urquhart & Sullivan was the most active attorney overall, participating in 44 investigations representing both complainants and respondents. He was followed by Paul F. Brinkman of Kirkland & Ellis and Adam D. Swain of Alston & Bird. Alex Lasher also led as the most active attorney representing complainants, with Adam D. Swain and Joshua J. Newcomer of McKool Smith ranking second and third, respectively. On the respondent side, Erin P. Gibson and Helena Drake Kieपुरa of DLA Piper secured the top two spots, followed by Jordan L. Coyle of White & Case. Stephanie L. Roberts of Morgan, Lewis & Bockius was the best-performing ITC attorney overall, earning a performance score of 96.72%. Matthew Duescher of Foster, Murphy, Altman & Nickel PC and Erin P. Gibson of DLA Piper followed with scores of 94.38% and 93.99%, respectively. Stephanie L. Roberts also ranked first among respondent-side attorneys, with Erin P. Gibson and Eric S. Namrow of Morgan, Lewis & Bockius in second and third place. Among complainant-side attorneys, Adam D. Swain of Alston & Bird led, followed by Matthew Duescher and Kevin P. B. Johnson of Quinn Emanuel Urquhart & Sullivan.



Appendix.

Appendix A: Sources of Data.

Data is the foundation and building block of any data-driven analysis. Therefore, collecting that data from quality sources, and taking extra care in maintaining the data integrity, is something that we at Patexia take very seriously. We have collected our raw data from many sources including:


- US ITC Investigations Database System, Section 337 Information (<https://ids.usitc.gov/>)
- ITC Electronic Document Information System (EDIS) (<https://edis.usitc.gov/external/>)
- Patent Trial and Appeal Board (PTAB) Database
- United States Patent and Trademark (USPTO) Patent Database
- Public Access to Court Electronic Records (PACER)
- Court of Appeal for the Federal Circuit (CAFC)
- US Patent Classification Database
- Self-reported by attorneys named on the case

For this release, we limited the date range of our analysis to the last six years (January 1, 2019, through December 31, 2024).

While the possibility of errors such as typos in legal documents is inevitable, cleaning and organizing the attorneys’ data is even more challenging as attorneys change firms, may not update their information, and often use different variations of their names.

Our engineering team has implemented machine learning and natural language processing (NLP) methods to find the correct matches for various occurrences of the same name. To further minimize the errors, we not only review suspicious matches manually but also host profile pages for more than 100,000 attorneys and agents who can directly review and add missing cases to our database.

All the user-added data was again verified by Patexia’s internal data team for accuracy.




Appendix B: List of All ITC Section 337 Investigations.

See the attached Excel file for the list of all 406 ITC Section 337 cases filed from January 1, 2019, through December 31, 2024.

The spreadsheet covers the following fields for each case:


- ITC Case with a link to the case page on Patexia site
- Filing Date
- Institution Date
- Termination Date
- Status
- Unfair Act
- Title
- Judge
- Patents



Appendix C: Statistics for Complainants and Respondents.

See the attached Excel file for the statistics related to all 1,855 entities (companies) involved in one or more ITC Section 337 investigations, filed during the period of our study. The spreadsheet covers the following information for each of the companies:


- Company name with a link to Patexia page
- Overall Activity Rank
- Overall Performance Rank
- Respondent Activity Rank
- Respondent Performance Rank
- Complainant Activity Rank
- Complainant Performance Rank
- All Cases
- Respondent Cases
- Complainant Cases
- Overall Activity Score
- Respondent Activity Score
- Complainant Activity Score
- Overall Success Score
- Respondent Success Score
- Complainant Success Score
- Overall Performance Score
- Respondent Performance Score
- Complainant Performance Score
- Overall Activity Rank (2024)
- Overall Performance Rank (2024)
- Respondent Activity Rank (2024)
- Respondent Performance Rank (2024)
- Complainant Activity Rank (2024)
- Complainant Performance Rank (2024)
- Top 3 Law Firms



Appendix D: Statistics for Law Firms.

The attached Excel file contains detailed statistics for all 357 law firms involved in one or more ITC Section 337 investigations. The spreadsheet includes the following information for each law firm:


- Law firm name with a link to Patexia page
- Overall Activity Rank
- Overall Performance Rank
- Respondent Activity Rank
- Respondent Performance Rank
- Complainant Activity Rank
- Complainant Performance Rank
- All Cases
- Respondent Cases
- Complainant Cases
- Overall Activity Score
- Respondent Activity Score
- Complainant Activity Score
- Overall Success Score
- Respondent Success Score
- Complainant Success Score
- Overall Performance Score
- Respondent Performance Score
- Complainant Performance Score
- Overall Activity Rank (2024)
- Overall Performance Rank (2024)
- Respondent Activity Rank (2024)
- Respondent Performance Rank (2024)
- Complainant Activity Rank (2024)
- Complainant Performance Rank (2024)
- Top 3 Clients



Appendix E: Statistics for ITC Attorneys.

The attached Excel file contains detailed statistics for the 1,000 most active ITC attorneys involved in ITC Section 337 investigations during the period of our study. The spreadsheet includes the following information for each attorney:

- Attorney name with a link to Patexia page
- Attorney’s Title
- Attorney’s Law Firm with a link to Patexia Page
- Overall Activity Rank
- Overall Performance Rank
- Respondent Activity Rank
- Respondent Performance Rank
- Complainant Activity Rank
- Complainant Performance Rank
- All Cases
- Respondent Cases
- Complainant Cases
- Overall Activity Score
- Respondent Activity Score
- Complainant Activity Score
- Overall Success Score
- Respondent Success Score
- Complainant Success Score
- Overall Performance Score
- Respondent Performance Score
- Complainant Performance Score
- Overall Activity Rank (2024)
- Overall Performance Rank (2024)
- Respondent Activity Rank (2024)
- Respondent Performance Rank (2024)
- Complainant Activity Rank (2024)
- Complainant Performance Rank (2024)
- Top 3 Clients



Appendix F: Lateral Moves.

The accompanying Excel file details significant lateral moves since the publication of our previous ITC Intelligence Report in early 2024. We analyzed the top 1,000 most active ITC attorneys featured in our 2025 report and identified those who have changed firms over the past year. The spreadsheet includes information on attorneys who moved and newly formed law firms during this period. For each attorney, it provides the following details:

- Attorney’s Name
- Attorney’s Title
- Attorney’s Current Firm
- Attorney’s Old Firm
- Attorney’s Overall Activity Rank
- Attorney’s total number of ITC cases for the period of the study.


A separate sheet in the Excel file covers the changes in the number of ITC attorneys at firms that experienced any change in their ITC group. The spreadsheet covers the following information for each of the firms:

- Law Firm name
- Net Change in the number of ITC attorneys
- Number of attorneys joined
- Number of attorneys left

•	•	•	•	•	•	•	•	•
•	•	•	•	•	•	•	•	•
•	•	•	•	•	•	•	•	•
•	•	•	•	•	•	•	•	•


Appendix G: Best Performing and Most Active Badges.

As per our tradition, every year Patexia designs two categories of badges for Best Performing and Most Active Law Firms / Attorneys (Complainant, Respondent, and overall). The badges are only provided to those firms and attorneys who are ranked in the top 100 and choose to purchase the report ([Concierge Members](#) will automatically receive the badges if they are ranked among the top 100).



📞 (310) 909-7611 ✉ info@patexia.com

Contact Us.



Established in 2010 with the goal of improving efficiency and transparency in the realm of intellectual property through the use of data, technology, and expert resources, Patexia is the leading network for IP professionals, boasting over 100,000 IP attorney profiles. The company offers a range of IP services through four distinct divisions: Patexia Connect (recruiting), Patexia Studies (Crowdsourced and traditional IP due diligence), Patexia Expert Witness, and Patexia Insights (IP reports and data). For further information, please contact us today.

Disclaimer: The data for this report was obtained from public sources, including USPTO, PTAB, CAFC, and PACER, as well as self-reported by attorneys on the Patexia website. Patexia has gone to great lengths to provide valid and accurate analysis based on this data. However, Patexia does not guarantee 100% accuracy nor take any responsibility for possible losses caused by the use of any information provided in this report.

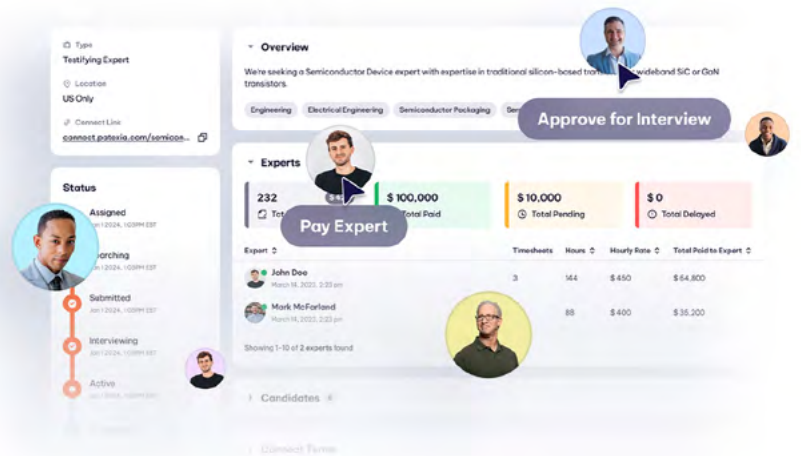
The fine print

This report is being furnished pursuant to and is subject to, the Terms of Service of Patexia, Inc. (“Patexia”) found at https://www.patexia.com/terms_of_service.html, as the same may be modified from time to time (the “Terms of Service”) and the terms set forth below.

The report and the information, text, statistics, data, material, and graphics (the “Content”) in the accompanying package (Excel Files) are protected by copyright. You may not remove the copyright notice from the report. You are free to share the report within the organization that purchased this report. You may not otherwise modify, copy, reproduce, publish, post, transmit, share or distribute the report or any aspect of the Content without the prior written permission of Patexia; provided, however, that if your organization is ranked in the report, you may accurately publish and share with third parties the fact of the numerical ranking of your organization in the report. All sales of reports are final. You may not return a report for a refund once you have paid for the report.

Thank you for your purchase of the 2025 ITC Intelligence Report. It is your support that enables us to spend the time, money, and precious thousands of hours needed to compile an annual report of this magnitude. We at Patexia sincerely hope this report brings value to your organization, and we welcome any thoughts or feedback you may have.

Our Solutions.



Patexia Connect

Access World-leading Expertise in every Field

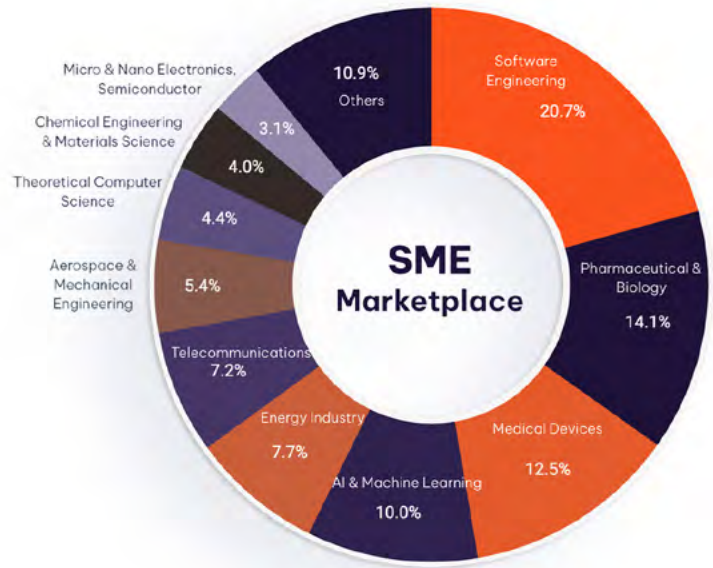
With advanced, data-driven technology, Patexia connects law firms with over 7 million experts across diverse fields, including Nobel Prize winners and tech founders. Our system and database are built on over 10 million patents and 100,000 lawsuits, including ITC Section 337, PTAB, and district court cases.

AI-Powered Niche Matches

Our AI technology ensures precise matching of project needs with the most relevant SME expertise. Additionally, our comprehensive database offers advanced AI capabilities for reverse-looking experts.

Easy Management & Billing

Our platform offers efficient workflows, intuitive time tracking, and streamlined invoicing, so you can focus on perfecting your case strategy. Plus, with our pay-as-you-go model, you only pay per hour once you've found and hired the expert you need. ([Learn more](#)).



“**What really stood out to me was how responsive the Patexia team was and how quickly they found candidates with the right credentials. The expert we worked with was key in helping us secure a favorable settlement by providing a crucial declaration for a patent challenge. The team's professionalism and understanding of legal dynamics, especially in handling billing, have made Patexia a trusted partner for expert witness sourcing.**”

Douglas R. Nemeec,
Head of Skadden's Intellectual Property Litigation Group.



Intelligence Reports

Valuable Insights, Smarter Intellectual Property Decisions

Use our data-driven rankings to make informed and intelligent decisions when choosing your next IP counsel. Leverage IP analytics for business development and competitive intelligence. Join the growing number of law firms and corporate clients who trust our comprehensive research and reporting. ([Learn more](#)).

Concierge Program

Tailored Intelligence and Custom Reports for Your IP Needs

With a Patexia Concierge membership, you can create your own intelligence bundle, access advanced competitor, company, and case analytics, preview upcoming reports, and request custom studies for your most challenging IP problems. ([Learn more](#)).

Lateral Opportunities

Bridging the Gap between Talent and Opportunity in IP Law

Our experienced legal recruiters utilize sophisticated IP data analytics to assist law firms and attorneys identify the ideal lateral opportunities. We align your growth plans, geographical preferences, and areas of expertise with the best available options.

Targeting Exceptional, Hard-to-Find Talent with a Multifaceted Approach

We assess attorney's expertise and skills by examining their case history, not public profiles. Conflicts are identified from case details, and the book of business is estimated using our empirically honed models.

Access a Network of Highly Skilled IP Attorneys

- • Don't let the challenge of finding the right IP talent hold you back. Discover Patexia's expert recruiting services and take the first step toward building a top-notch team. ([Learn more](#)).
- •
- •

For questions or inquiries related to any of our offerings, please contact us at info@patexia.com or (310) 909-7611 or visit us at www.patexia.com